

Himeji Culture and Convention Center

Arcrea HIMEJI



A bridge to new creation, extending into the future

Arc & Creation

From Himeji

Arcrea HIMEJI is a large-scale complex created with a vision of serving as “a bridge to new creation, extending into the future.”

As a new symbol of Himeji—a city of culture and industry that has long been passed down from generation to generation—

Arcrea HIMEJI is a center of activity and exchange, where people gather and create new encounters, discoveries, and value. Let Arcrea HIMEJI be the start of your story connecting with the future.



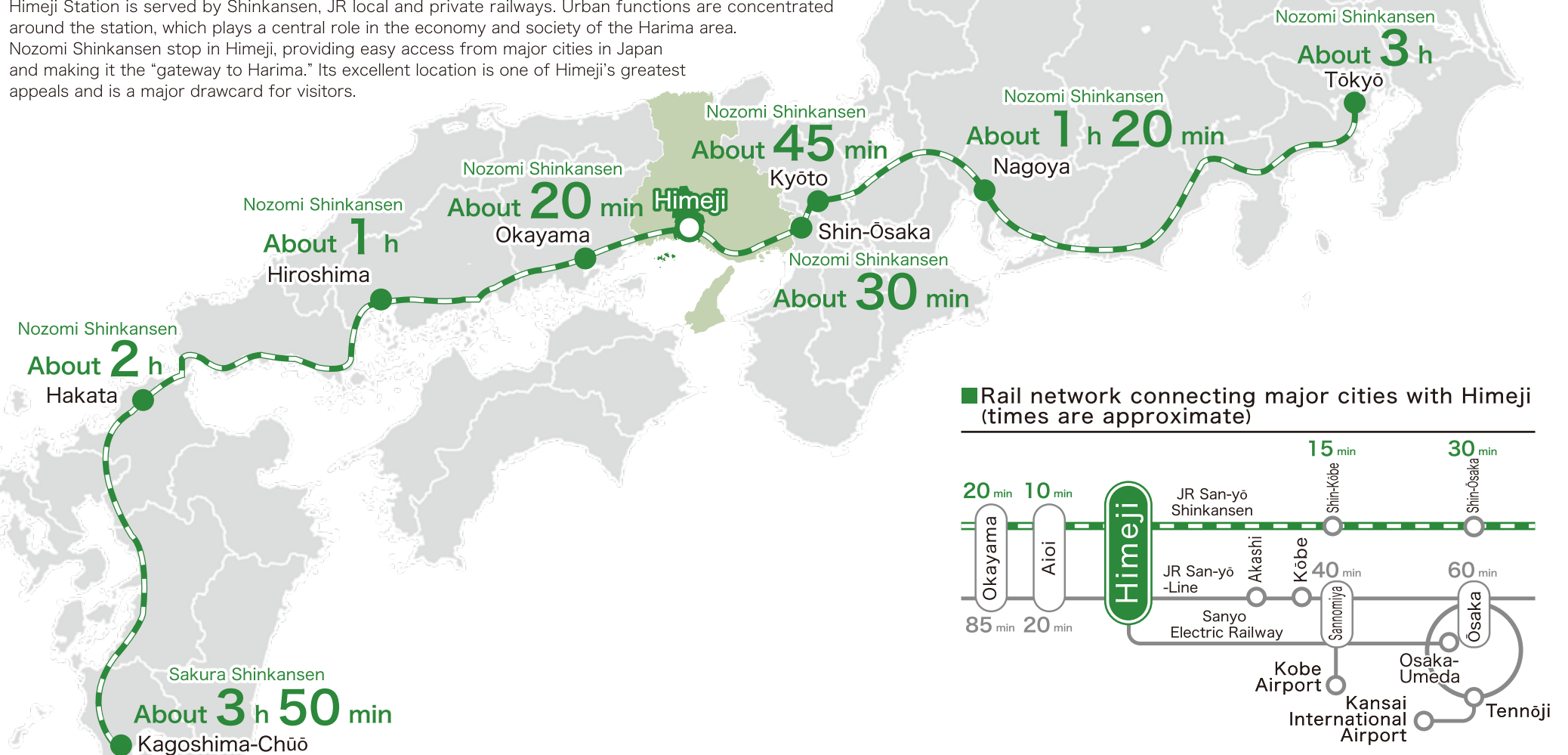
Access to Himeji

Conveniently located, connecting with major cities

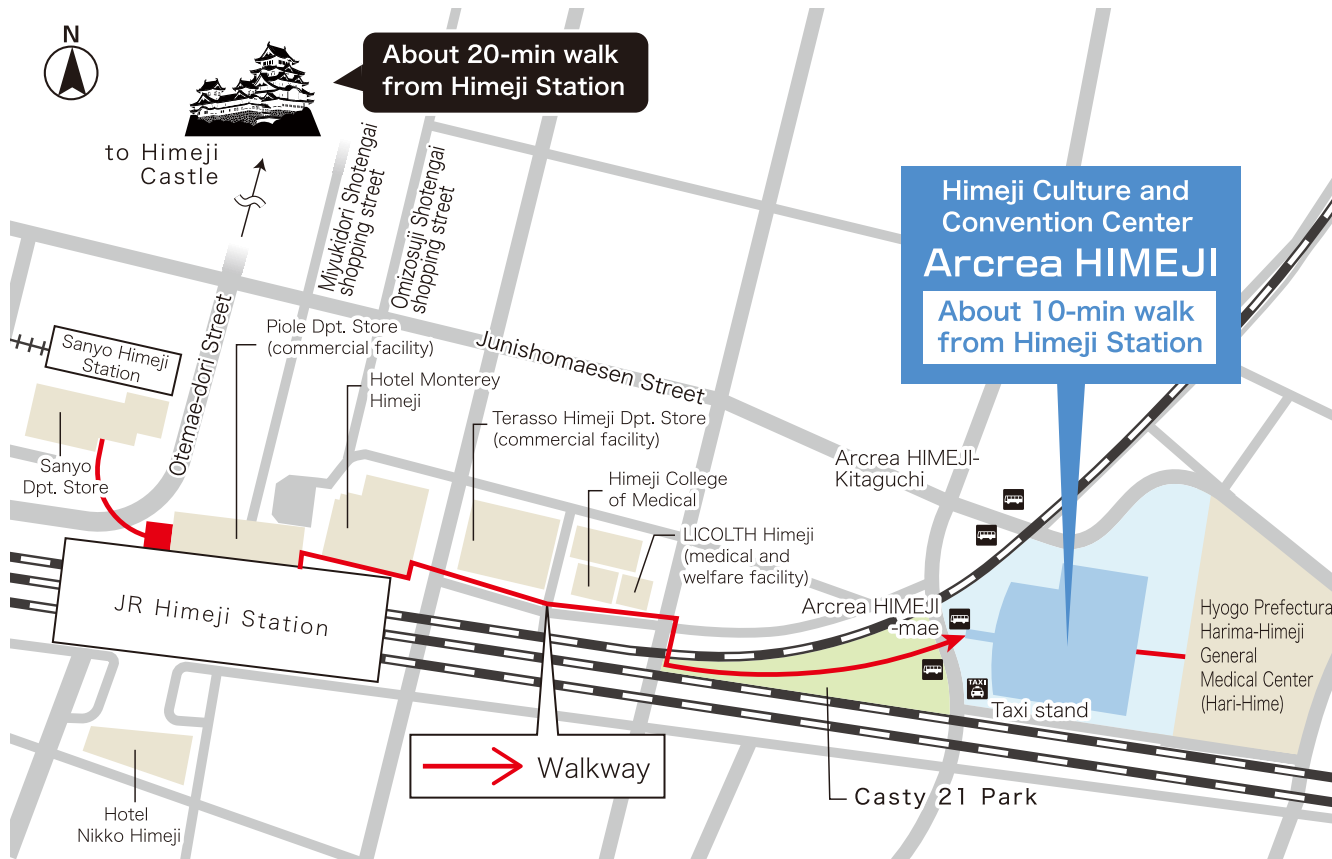
Located in southwestern Hyogo Prefecture, Himeji City has an extensive transportation and logistics infrastructure with railroads, roads, and ports. It is a key transportation hub with links in all directions to the Keihanshin, Chugoku - Shikoku, and Sanin regions.

Himeji Station is served by Shinkansen, JR local and private railways. Urban functions are concentrated around the station, which plays a central role in the economy and society of the Harima area.

Nozomi Shinkansen stop in Himeji, providing easy access from major cities in Japan and making it the "gateway to Harima." Its excellent location is one of Himeji's greatest appeals and is a major drawcard for visitors.



With Nozomi Shinkansen, Arcrea HIMEJI can be accessed from Tokyo Station in as little as 3 hours and 10 minutes



A covered walkway provides stress-free access to the venue from Himeji Station

A covered walkway leading from Himeji Station connects directly to the 2nd-level west-side entrance of Arcrea HIMEJI via Casty 21 Park which is located to the west of Arcrea HIMEJI. This means visitors can access Arcrea HIMEJI from the station without getting wet and without getting lost. The lush, green Casty 21 Park further enhances the emotional uplift for visitors as a safe, comfortable and attractive pedestrian space. The walkway leads as far as the Hyogo Prefectural Harima-Himeji General Medical Center (HGMC), which is located on the east side of Arcrea HIMEJI.



From Airport to Himeji



Kansai International Airport (direct service via limousine bus)	About 120 min
Osaka International Airport (direct service via limousine bus)	About 80 min
Kobe Airport (Port Liner + JR)	About 60 min

For further details,
please scan to the QR code.

● Japan Bus Online
<https://japanbusonline.com/en>



From Himeji Station by bus

[Route 25 :
Himeji Station North Exit – Miyanishicho Loop, Himeji Station North Exit – Hinodecho Loop]
[Route 26 :
Himeji Station North Exit – Higashi-Himeji Station, Himeji Station North Exit – Abo Depot]
● Himeji Station (North Exit) Bus stop #5
→ Get off at Arcrea HIMEJI – Kitaguchi
*Note, the Route 29 bus departing Himeji Station North Exit bound for Abo Depot does not stop at Arcrea HIMEJI.
[Route 92, Route 93 : Himeji Station South Exit – Shirahama/Higashiyama/Matogata]
● Himeji Station (South Exit) Bus stop #22 → Get off at Arcrea HIMEJI-mae

For further details,
please scan to the QR code.

● Shinki Bus Navi (Japanese only)
<https://navi.shinkibus.jp/snk>



Impression & Worth

Diverse Spaces

Large-scale complex,
rich in diversity



Arcrea HIMEJI is a large-scale complex equipped with three culture halls (Grand, Medium, and Small), a large partitionable exhibit hall, an outdoor exhibit space (Nigiwai Square), 10 meeting rooms (large, medium, and small), and several studios.

As a base for promoting culture, arts, and MICE, with the right ideas and combination of different facilities, the possibilities are endless.

Arcrea HIMEJI can meet the diverse needs of customers.



Diverse flexibility to accommodate new styles of events

The various distinctive facilities, such as the culture halls, meeting rooms, and exhibit hall, are available to be used in flexible combination. By taking full advantage of the merits of this large-scale complex, a diverse range of events can be held, from MICE to live entertainment.



Relaxed viewing, even for families with children

Elevators facilitate mobility



Each hall is equipped with Designated Auditorium for use by VIPs, wheelchair users, or families with small children. The Grand Hall is also serviced by an elevator that provides access to each auditorium level. The foyer is also spacious, making for stress-free navigation.



Indoor and outdoor layout making full use of the Exhibit Hall



By opening up the west side of the Exhibit Hall and using both the Exhibit Hall (indoors) and Outdoor Exhibit Space together, users can make the most of approximately 5,600 m² of space.



Large-scale meetings can be hosted by taking full advantage of the complex functions.



By making full use of Arcrea HIMEJ—such as the Grand Hall for plenary sessions and keynote speeches, meeting rooms for subcommittee meetings, the Exhibit Hall for poster sessions, corporate displays, and receptions—international meetings, academic conventions and other large meetings of up to 8,000 people can be held.



A quality space ideal for supporting culture, art, and industry




Bricks artistically and meticulously laid by artisans



Carefully calculated lighting for a star-studded night sky



A gentle space softly lit by natural light

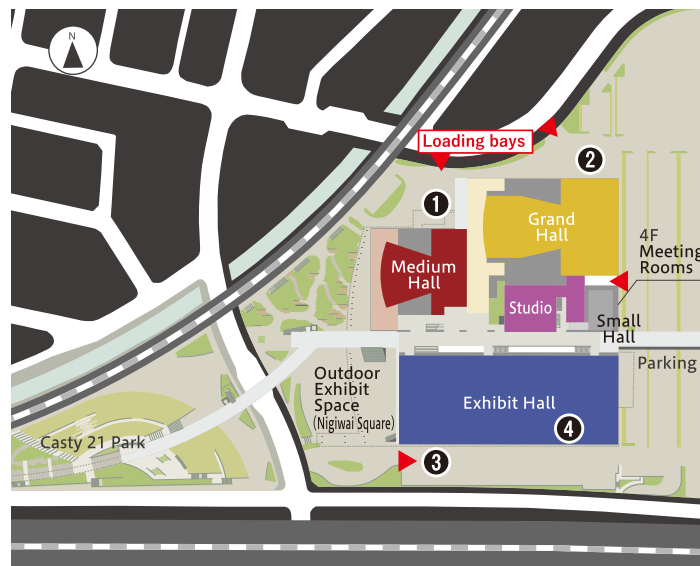


Elegant structural beauty of pillars and light invites visitors to experience the extraordinary



Facility Overview

Site area	36,423.08 m ²
Building footprint	17,078.88 m ²
Total floor space	28,876.70 m ²
Number of floors	1 below ground, 5 above ground, 1 rooftop structure
Building height	34,580 mm
Design and supervision	Nikken Sekkei Ltd
Main structure	Steel construction Part reinforced concrete construction Steel reinforced concrete construction



Level, direct access from the loading yards to the stages



① Loading bay for Medium Hall



② Loading bay for Grand Hall

Spacious loading entrances (approx. 6 m wide x 5 m high)
10-ton trucks can drive in with no height differences

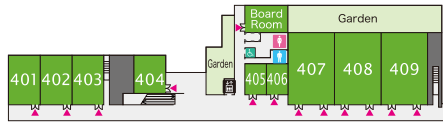


③ Loading entrance for Exhibit Hall (south side)



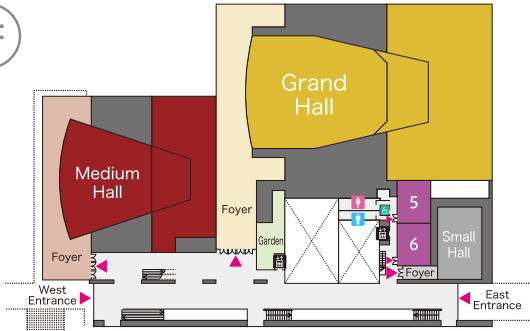
④ Loading entrance for Exhibit Hall (view from inside)

4F



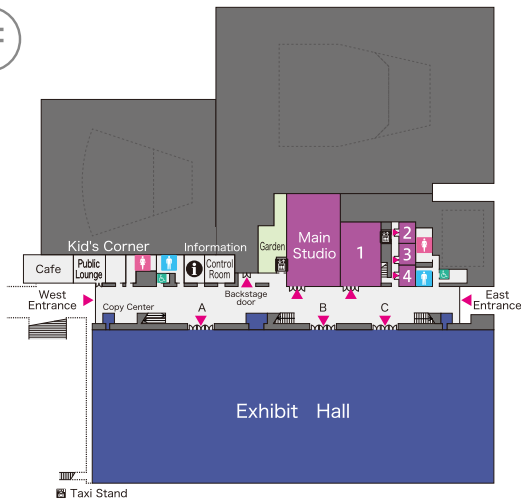
- Meeting Rooms 401- 409
- Board Room

2F



- Grand Hall
- Medium Hall
- Small Hall
- Studio 5 & 6

1F



- Exhibit Hall
- Main Studio
- Studio 1, 2, 3 & 4
- i** Information
- Control Room
- Kid's Corner
- Public Lounge
- Café
- Copy Center
- ◀ Entrance/exit
- ♀ Women's restroom
- ♂ Men's restroom
- ♿ Accessible restroom
- 🚪 Elevator



Grand Hall



Medium Hall



Small Hall



Exhibit Hall



Meeting Rooms

Simple flow lines allow for large-scale events to be held across different floors



2F Common Lobby



Escalator



Central elevator

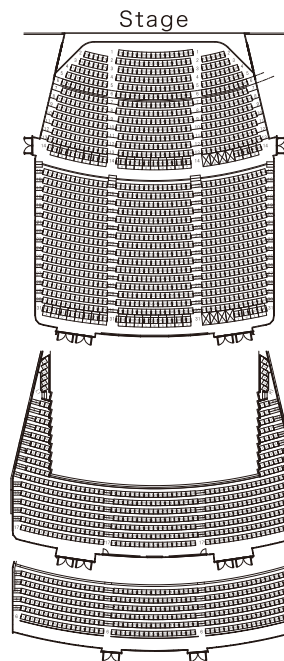
Facility name/category		Area (approx.)	Capacity
Culture Halls	■ Grand Hall	360 m ² (stage only)	2,010 seats
	■ Medium Hall	230 m ² (stage only)	693 seats
	■ Small Hall	50 m ² (stage only)	164 seats
	■ Main Studio	250 m ²	200 people
■ Exhibit Hall		920~4,000 m ²	360~4,032 people
■ Meeting Rooms		35~690 m ²	16~711 people
■ Studios		17~140 m ²	1~115 people





Grand Hall

- First 2,010-seat hall in Harima area
- Excellent acoustics from every seat thanks to the eaves and uneven bricks that return sound evenly throughout the auditorium
- Foyer has a buffet area for serving beverages, etc.
- Drop curtain designed by the late Kenzo Takada, a world-famous designer from Himeji City



Level 1

Level 2

Level 3

Three-tier seating makes the audience feel close to the stage, thus creating a sense of presence.

► Layout

Seating style	Three-tier balcony style
Number of seats	2,010
Level 1 seats	1,230 (including 8 wheelchair spaces)
Level 2 seats	456
Level 3 seats	324
	*8 permanent wheelchair spaces, maximum of 48 spaces, 14 spaces in the Designated Auditorium

► Stage overview

Style	Proscenium style
Area (approx.)	360 m ² (width 20 m, depth 18 m)
Opening (approx.)	Width 20 m, depth 14 m *
Stage floor	Load capacity: approx. 800 kg/m ²
Reverberation time(Target value)	1.6–2.0 sec (500 Hz, with acoustic reflectors installed and a full house)
	*When using reflectors: (approx.) Width 20 m, height 13 m, depth 11 m / 8.9 m (adjustable)

► List of main facilities

[Equipment]

Battens: Scenery/prop battens (21), curtain battens (11), lighting battens (9)
Drop curtain, split drop curtain, projection screen (suspended with border lights)
Equipment for adjustable proscenium opening

Acoustic reflectors: Suspended, movable acoustic reflectors

Orchestra pit (assembled floor type), stage elevator, side walkways, etc.

[Backstage]

Large dressing rooms (3) (capacity for about 26 people, approx. 50 m²),
Small dressing rooms (8) (capacity for about 1–7 people, approx. 10–20 m², including 1 room with premier specifications),

Backstage office

[Loading bay]

Loading dock: Maximum of two 10-ton trucks

[Other]

Vibration-proof, soundproof structure, artist salon, shower room, laundry room, lockers, waiting room for organizers

1 *Sunrise* drop curtain

2 Three-tier seating as seen from the stage

3 Main foyer

4 Stage with cyclorama curtains

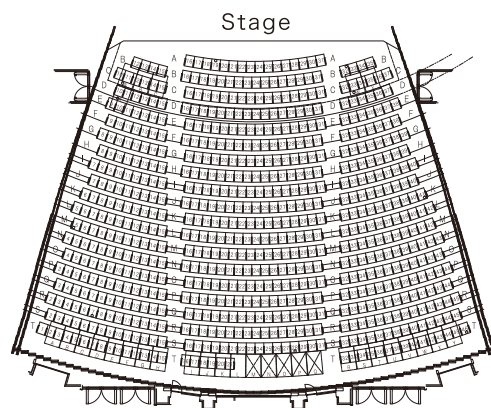
For a 360-degree interior view, please scan the QR code





Medium Hall

- Accommodates a wide range of uses, from professional theater and music performances to civic events
- Powerful acoustic performance with distinctively curved brick walls enveloping the sound
- Both wings are wide, and the auditorium is fan-shaped, creating a sense of togetherness
- Drop curtain designed by the late Kenzo Takada, a world-famous designer from Himeji City



Powerful acoustics and a sense of presence as the audience and performers respond to each other

► Layout

Seating style	Single-tier style
Number of seats	693 (including 5 wheelchair spaces)
*5 permanent wheelchair spaces, maximum of 25 spaces, 3 spaces in each of the two Designated Auditorium	

► Stage overview

Style	Proscenium style
Area (approx.)	230 m ² (Width 16.5 m, depth 14 m)
Opening (approx.)	Width 16 m, depth 12 m *
Stage floor	Load capacity: approx. 800 kg/m ²
Reverberation time(Target value)	1.6–2.0 sec (500 Hz, with acoustic reflectors installed and a full house)
*When using reflectors: (approx.) Width 16 m, height 11.5 m, depth 10 m	

- 1 "Sunset" drop curtain
- 2 Auditorium as seen from the stage
- 3 Brick wall on a cubic curved surface

► List of main facilities

[Equipment]

Battens: Scenery/prop battens (12), curtain battens (8), Lighting battens (8), heavy-duty battens (1)
Drop curtain, split drop curtain, equipment for adjustable proscenium opening

Acoustic reflectors: Suspended acoustic reflectors (split type)
Orchestra pit (assembled floor type), stage elevator, etc.

[Backstage]

Large dressing rooms (1) (capacity for about 26 people, approx. 50 m²), Medium dressing rooms (3) (capacity for about 19–22 people, approx. 35 m²), Small dressing rooms (3) (capacity for about 1–8 people, approx. 10 m²), Backstage office

[Loading bay]

Loading dock: Maximum of two 10-ton trucks

[Other]

Soundproof construction, shower room, etc.

For a 360-degree interior view, please scan the QR code






Main Studio (Rehearsal room)



Medium Hall

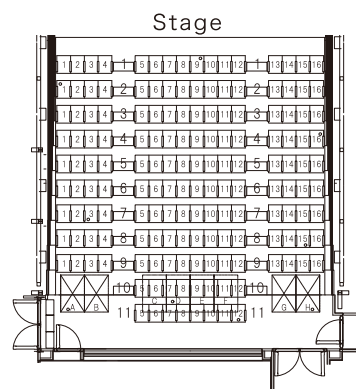
Small Hall



Small Hall

-
- Tiered seating allows faces in the audience to be clearly seen from the stage

Small hall that is simply designed for easy use



For a 360-degree interior view, please scan the QR code

► Layout	
Seating style	Single-tier style
Number of seats	164 (including 4 wheelchair spaces)
	*4 permanent wheelchair spaces, 12 spaces in the Designated Auditorium
► Stage overview	
Style	Open (end stage type)
Area (approx.)	50 m ² (width 9.5 m, depth 5.5 m)
Stage floor	Load capacity: approx. 800 kg/m ²
Reverberation time(Target value)	1.1~1.4 sec (500 Hz, with a full house)
► List of main facilities	

[Equipment] Battens: Battens for split curtains, battens for signage (1), battens for screens (1), lighting battens (1), roll-up screen
 [Backstage]
 Medium dressing rooms (1) (capacity for 14 people, approx. 35 m²), Small dressing rooms (2) (capacity for 4 people, approx. 10 m²)
 [Loading bay] Maximum of 4-ton trucks
 [Other] Vibration-proof, soundproof structure

Large studio fully equipped for hybrid use

- Features permanent wall mirrors and a dance barre
- In addition to functioning as a rehearsal room or waiting room, can also be used as a venue for mini concerts

► Facility overview	
Area	Approx. 250 m ²
Ceiling height	Approx. 9 m
Floor	Flooring
Capacity	200 people

► List of main facilities

[Other]
 Waiting room (approx. 6 m²), vibration-proof, soundproof structure, battens for signage (1)

For a 360-degree interior view, please scan the QR code

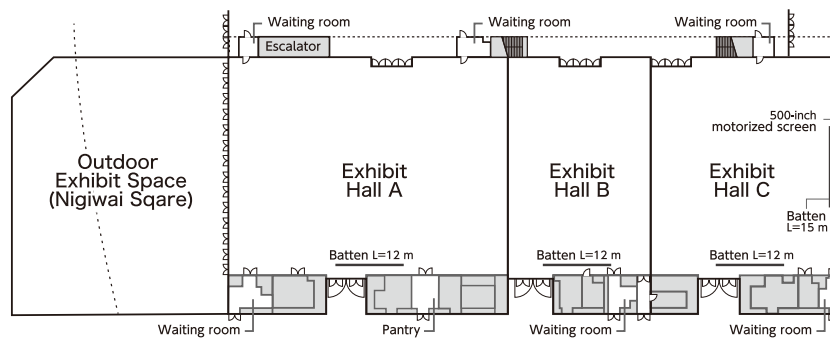




Exhibit Hall

- Highly versatile and open space can be used for exhibitions and various other purposes
- Can also be used for closed events by partitioning off the west side with curtain rails
- Exhibit Hall C features a large, permanent 500-inch screen
- Equipped with power supply and water supply and drainage pits
- Can be used in combination with the adjacent Outdoor Exhibit Space (The Outdoor Exhibit Space can also be used when raining)

The large pillar-free Exhibit Hall – with an area of about 4,000 m², a width of about 100 m, and a ceiling height of about 10 m – can be partitioned into three parts to be used flexibly according to the scale of the event



- 1 Partially covered Outdoor Exhibit Space (Nigiwai Square)
- 2 Pillar-free Exhibit Hall
- 3 Pits installed in concrete floor
- 4 View of an event at Exhibit Hall

For a 360-degree interior view, please scan the QR code

Layout

Area (approx.)	4,000 m ² (A:1,850 m ² B:920 m ² C:1,230 m ²)
Floor finish	Concrete parquet, load capacity 5 t / m ² (accessible by 10-ton trucks)
Loading bay	A-C: Opening width approx. 6 m, height approx. 5 m

List of main facilities

[Lighting]	LED lighting
[Video equipment]	500-inch motorized screen (C: Width approx. 11 m, height approx. 6.3 m)
[Supply facilities]	Floor pits (power supply, water supply, drainage)
[Power supply]	A: 120 KVA×2 B: 120 KVA C: 180 KVA
[Other]	Battens for signage
[Rooms]	A: 2 reception waiting rooms/business meeting rooms (approx. 7 m ²) Waiting room for organizers (approx. 30 m ²), pantry (approx. 22 m ²) B: Waiting room for organizers (approx. 20 m ²) C: Reception waiting room (approx. 7 m ²), waiting room for organizers (approx. 20 m ²)

Outdoor Exhibit Space (Nigiwai Square)

Area	Approx. 1,600 m ² (including piloti area of about 600 m ²)
------	-----------------------------------------------------------------------------------

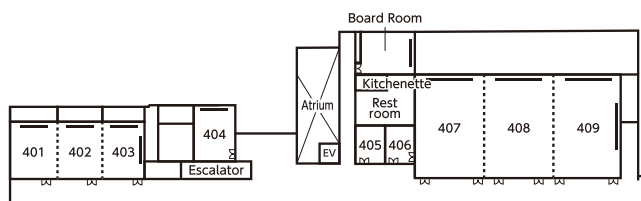




Meeting Rooms

- Three large meeting rooms and three medium meeting rooms can be connected and used as a multipurpose hall
- Can also be used for parties and exhibitions
- Permanent motorized screens and projectors (excluding small meeting rooms)
- The large window on the south side of the lobby overlooking the rooftop garden has been designed to be at the same eye level as the windows of the Shinkansen train running parallel to Arcreea HIMEJI

Ten meeting rooms (large, medium, small) are arranged on a single floor
Open space where visitors can enjoy a sense of unity with the scenery



- 1 Meeting room lobby overlooking the rooftop garden
- 2 Medium meeting rooms (401-403) used in combination
- 3 Small meeting room is smaller in size and easy to use
- 4 Board Room overlooking the courtyard

For a 360-degree interior view, please scan the QR code



► Layout

Meeting rooms (large) [multipurpose hall]

Full use	690 m ² (approx.) (width 38 m, depth 18 m, ceiling height 4.8 m) classroom style: 441 people
2/3 use	460 m ² (approx.) (width 25 m, depth 18 m, ceiling height 4.8 m) classroom style: 294 people
1/3 use	230 m ² (approx.) (width 12 m, depth 18 m, ceiling height 4.8 m) classroom style: 132 people

Meeting rooms (medium)	Single use: (approx.) 80 m ² , ceiling height 3.5 m, classroom style: 45 people
	Combined use: (approx.) 240 m ² (width 24 m, depth 10 m) classroom style: 168 people

Meeting rooms (medium) [404, Board Room] (approx.) 80 m², ceiling height 3.1 m

Meeting rooms (small) 2 rooms (approx. 35 m², ceiling height 2.65 m) classroom style: 24 people

Freight elevator Internal dimensions (approx.) width 1.55 m, depth 2.05 m, height 2.5 m, load capacity 1,400 kg (21 people)

► List of main facilities

[Video equipment]

Meeting Room (401-404) : 6,000-lumen LCD projector, 150-inch widescreen
 Meeting Room (403 only) : 9,000-lumen LCD projector, 180-inch widescreen
 Meeting Room (407-409) : 12,000-lumen LCD projector, 250-inch widescreen
 Meeting Room (409 only) : 15,000-lumen LCD projector, 250-inch widescreen
 Board Room: 6,000-lumen LCD projector, 150-inch widescreen

Studios



1



2



3

▶ Studios overview

Studio 1 (large)	Approx. 140 m ² , battens for signage (1), piano (semi-concert)
Studio 2 (small)	Approx. 17 m ² , piano (upright)
Studio 3 (small)	Approx. 17 m ² , band set
Studio 4 (small)	Approx. 17 m ²
Studio 5 (medium)	Approx. 70 m ² , piano (semi-concert)
Studio 6 (medium)	Approx. 70 m ² , band set

▶ List of main facilities

[Other]
Vibration-proof, soundproof structure (Studios 1, 3, 6)

- 1 Studio 1
- 2 Studio 2
- 3 Studio 6

Other Facilities



Information 1F

[service hours]
9:00~18:00

Primary point of contact for Arcrea HIMEJI inquiries and reservations. Also sells tickets for concerts and other events.



Public Lounge 1F

Adjacent to the cafe, the Civic Salon is a place of recreation and relaxation for local residents to interact with each other. It can also be used as a place for resting or waiting.



Kid's Corner 1F

This is a common area for families with small children. There is also a diaper-changing table and a nursing room within the space. Another nursing room is located on the east side of the second floor.



“Fountain” Café 1F

Operated by Hotel Nikko Himeji, visitors to the café can relax and savor a light meal or dessert while enjoying the garden view. Catering for coffee breaks, etc. is also available.

[Café hours] Weekdays 10:30~16:00
Weekends and holidays 10:00~17:00
*Subject to change due to special events, etc.

[Closed] Second Tuesday every month,
New Year holidays

[Seating] 16 seats (no smoking)
[Phone] +81-79-281-7000



Car parking (outdoors)

Car parking for visitors is located on the east side of Arcrea HIMEJI.
[Number of parking spaces] 381
(including 7 spaces for disabled persons)
[Parking fee] 100 yen per 60 minutes,
maximum of 1,000 yen per 24 hours
*Parking for less than 30 minutes is free.
From 30 minutes to less than 60 minutes, 100 yen.
*Parking lot becomes congested during events.
Please use public transportation wherever possible.

Bicycle parking (outdoors)

A parking lot for bicycles, motorcycles and mopeds is located under the elevated railroad on the west side of Arcrea HIMEJI.
[Parking fee] free

Equipment • Service



Vending machines (drinks)

1F east side inside, 1F east side outside the Exhibit Hall, Grand Hall (foyer, backstage area), Medium Hall foyer, hall backstage corridor, 4F inside the kitchenette.



Coin lockers

1F east side inside, Grand Hall foyer, Medium Hall foyer.



Copy Center

1F west side entrance.



Taxi stand

Please use the taxi stand on the south side of the Outdoor Exhibit Space (Nigiwai Square).



Free Wi-Fi

Free Wi-Fi is available in all areas inside Arcrea HIMEJI.
*Please refrain from using mobile phones and other devices during performance in the halls, etc.



Barrier-free facilities

Accessible restrooms, voice guidance, Braille markings on information maps and other universal design aspects have been incorporated throughout Arcrea HIMEJI.



COVID-19 measures

Thermal cameras and hand sanitizer dispensers are installed at each entrance. Air inside the building is constantly being ventilated. Large fans for ventilation and acrylic boards are also available for rent.



One-stop service

A full range of services for conventions is provided, from the production of signboards and flower arrangement to piano tuning, catering, and arrangement and operation of equipment. The selling of tickets to concerts and other events on consignment is also available.



Smoking areas (outside)

A smoking area is located outside on the northwest side of the building. Smoking in all other areas, both indoors and outdoors, is prohibited. Please observe good manners when using the smoking areas.

Area Information

The area around Himeji Station, including Arcrea HIMEJI, features a variety of sightseeing spots where you can experience spectacular natural scenery, history, and culture, including the Himeji Castle World Heritage Site. For corporations, academic groups, and other organizations, the Unique Venue HIMEJI Plan is also available for reception parties, commemorative ceremonies, conventions, conferences, product launches and other press conferences, and exhibitions.

Himeji Tourist Information
 姫路観光ナビ
 ひめのみち




Koko-en Garden
 With the Himeji Castle World Heritage Site as its backdrop, this Japanese garden features paths around a central pond, and was opened in 1992. Visitors can enjoy nine different styles of gardens as they pass through the gates and walls.



Himeji City Museum of Art
 This red-brick museum stands in a magnificent setting on a special historic site, looking up at the Himeji Castle World Heritage Site, which is commonly likened to a white heron.



Shoshazan Engyoji Temple
 Located in the northwestern part of Himeji City, Engyoji Temple is a Tendai sect temple that was founded by Shoku Shonin in 966, and is also known as the "Hieiizan of the west." The temple is also famous as a filming location for movies.



World Heritage Site and National Treasure *Himeji Castle*

In 1333, Akamatsu Norimura (Enshin) built the first fort on top of Himeyama Hill. This was subsequently added to by Hashiba Hideyoshi, Ikeda Terumasa, Honda Tadamasu, and other feudal lords, who all had dreams for a castle, until the present form of Himeji Castle (Himeji-jo) was completed in 1617. The castle is also affectionately known as the White Heron Castle because of how it looks against a blue sky and is likened to a white heron flying out of the water. In 1993, Himeji Castle was registered as one of Japan's first World Heritage Sites in recognition of the following points: "the degree of its aesthetic perfection reaches the highest point in Japanese wooden architecture, and is unparalleled anywhere in the world"; and "it is the finest example of Japan's unique castle architecture with ingenious devices for protection, with the castle keeps, gates, earthen walls, stone walls, moats, and other structures well preserved from the peak of castle construction at the beginning of the 17th century." In 2015, the preservation and repair of the main keep was complete, and the shining white plaster walls that are the hallmark of Himeji Castle are again on display for all to enjoy.

Support - Support for holding conventions at Arcrea HIMEJI -

The Himeji Convention & Visitors Bureau provides support for organizations holding conventions in Himeji City.

Support details

- 1. Generous subsidy program for conventions**
 Subsidies of up to 2 million yen are available for conventions held in Himeji, depending on the number of people staying overnight at accommodation facilities in the city. Other subsidies are also available to help offset the cost of shuttle buses between venues and buses for excursions, etc.
- 2. Introduction to convention partners**
 We will introduce you to relevant local businesses that can help you in holding your convention. Accommodation, travel agencies, reception venues, restaurants, catering, advertising novelties, event planning and management, transportation providers... attentive service is provided that only a local can offer.
- 3. Introduction to a variety of tourist facilities and unique venues**
 To make your convention in Himeji even more appealing and worthwhile, we will propose tourist facilities and unique venues that are special to Himeji, not least of which, is the Himeji Castle World Heritage Site.
- 4. Extensive variety of other support services**
 Upon request, we can support your convention, such as by setting up welcome signs, providing convention bags, providing various sightseeing pamphlets, and offering discount vouchers for tourist facilities in Himeji City.

We are ready to help you with these and many other requests.
 If you are thinking about holding a convention in Himeji, please be sure to contact us.

Inquiries **Himeji Convention & Visitors Bureau**
 68 Honmachi, Himeji City, Hyogo, 670-0012
 [TEL] +81-79-222-2310 <https://himeji-kanko.jp/convention/en/>
 [E-mail] convention@himeji-kanko.jp





Arcrea HIMEJI

Arcrea HIMEJI

(Designated manager: Himeji Culture
and Convention Center Operation Consortium)

143-2, Kamiyacho, Himeji City, Hyogo,
670-0836

[TEL]+81-79-263-8082

[FAX]+81-79-226-3399

[E-mail] himeji-ccc@c-linkage.co.jp

Office hours: 9:00~18:00

(excluding days on which Arcrea HIMEJI is closed)

<https://www.himeji-ccc.jp/en/>

